



### District Report Card: 2017


<b>State:</b> Chhattisgarh	<b>District:</b> Kawardha
<b>Class:</b> 5	<b>Subject:</b> Language
<b>Schools:</b> 60	<b>Students:</b> 1187


### Participation/Coverage


#### Students

<div>GENDER</div> <div></div>	Boys				Girls			
	Number		%		Number		%	
	555		46.76		632		53.24	

<div>AREA</div> <div></div>	Rural				Urban			
	Number		%		Number		%	
	1139		95.96		48		4.04	

<div>CATEGORY</div> <div></div>	SC		ST		OBC		GEN	
	Number	%	Number	%	Number	%	Number	%
	201	16.93	134	11.29	829	69.84	23	1.94

<div>CWSN</div> <div></div>	LD	VI	HI	S&LD	ID	Oth
	4	8	0	2	3	0

<div>Management</div> <div></div>	Government			Government-aided		
	Number		%	Number		%
	1187		100.00	0		0.00

### Average Performance of Students in Language (%)

Overall	Gender		Area		Management		Social Group			
	Male	Female	Rural	Urban	Govt.	Aided	SC	ST	OBC	GEN
55.84	54.92	56.65	56.41	42.36	55.84	0.00	58.87	56.87	54.96	55.07

## Performance on Learning Outcomes (LOs)

Learning Outcomes	Description	Average Performance(%)
L504	Reads and comprehends independently storybooks, news items/ headlines, advertisements etc.	55.20
L508	Reads text with comprehension, locates details and sequence of events	56.16

Range of Performance of Students who Answered Correctly							
Below 30%		30% - 50%		50% - 75%		Above 75%	
Number	%	Number	%	Number	%	Number	%
136	11.46	299	25.19	544	45.83	208	17.52

## Lowest Performing Learning Outcomes (LOs)

- 1 - Reads and comprehends independently storybooks, news items/ headlines, advertisements etc. (55.20)
- 2 - Reads text with comprehension, locates details and sequence of events (56.16)